

DIAGNOSTIC DIRTY DETECTOR





Maintenance -> Diagnostics



This function lets you check connected device cleanliness.

Sensor status

Sensor status is indicated by the following colors:

Color	Device conditions
	Clean detector
	Medium clean detector
	Almost dirty detector
	Dirty detector

Procedure

1. Select the required loop: all connected devices are displayed.
2. Press a single sensor to view details.